



Kevin Oneill
STATISTICS (MATH1342 04221S)

BC Survey - Results 2022 Fall (16-Week - 221S), STATISTICS (MATH1342

Dear Instructor,

Below are the 2022 Fall (16-Week - 221S) survey results for "STATISTICS (MATH1342 04221S)".

The overall indicator is listed first.

The second part of the analysis lists the average values of all individual questions.

Comments are listed at the report's end.

If you have any further questions, please reach out to a member of PIER.

Best regards,

Robert Wood
Assistant Research Analyst
Brazosport College
500 College Drive
Lake Jackson, TX 77566
(979)-230-3189
robert.wood@brazosport.edu

Kevin Oneill
2022 Fall (16-Week - 221S)
STATISTICS (MATH1342 04221S)
No. of responses = 4

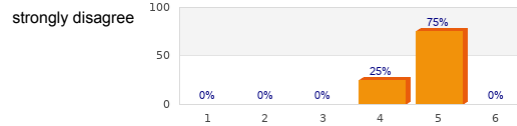


Survey Results

3. Level of Agreeance:

| 3.1) | Instructions for course activities and assignments were clear. | strongly disagree | <table><tr><th>Rating</th><th>Percentage</th></tr><tr><td>1</td><td>0%</td></tr><tr><td>2</td><td>0%</td></tr><tr><td>3</td><td>0%</td></tr><tr><td>4</td><td>50%</td></tr><tr><td>5</td><td>50%</td></tr><tr><td>6</td><td>0%</td></tr></table> | Rating | Percentage | 1 | 0% | 2 | 0% | 3 | 0% | 4 | 50% | 5 | 50% | 6 | 0% | N/A | n=4 av.=4.5 md=4.5 dev.=0.6 |
|--------|--|-------------------|---|--------|------------|---|----|---|----|---|-----|---|-----|---|-----|---|----|-----|--------------------------------------|
| Rating | Percentage | | | | | | | | | | | | | | | | | | |
| 1 | 0% | | | | | | | | | | | | | | | | | | |
| 2 | 0% | | | | | | | | | | | | | | | | | | |
| 3 | 0% | | | | | | | | | | | | | | | | | | |
| 4 | 50% | | | | | | | | | | | | | | | | | | |
| 5 | 50% | | | | | | | | | | | | | | | | | | |
| 6 | 0% | | | | | | | | | | | | | | | | | | |
| 3.2) | The workload in this course was well distributed throughout the term. | strongly disagree | <table><tr><th>Rating</th><th>Percentage</th></tr><tr><td>1</td><td>0%</td></tr><tr><td>2</td><td>0%</td></tr><tr><td>3</td><td>0%</td></tr><tr><td>4</td><td>25%</td></tr><tr><td>5</td><td>75%</td></tr><tr><td>6</td><td>0%</td></tr></table> | Rating | Percentage | 1 | 0% | 2 | 0% | 3 | 0% | 4 | 25% | 5 | 75% | 6 | 0% | N/A | n=4 av.=4.8 md=5 dev.=0.5 |
| Rating | Percentage | | | | | | | | | | | | | | | | | | |
| 1 | 0% | | | | | | | | | | | | | | | | | | |
| 2 | 0% | | | | | | | | | | | | | | | | | | |
| 3 | 0% | | | | | | | | | | | | | | | | | | |
| 4 | 25% | | | | | | | | | | | | | | | | | | |
| 5 | 75% | | | | | | | | | | | | | | | | | | |
| 6 | 0% | | | | | | | | | | | | | | | | | | |
| 3.3) | The course was delivered as outlined in the syllabus. | strongly disagree | <table><tr><th>Rating</th><th>Percentage</th></tr><tr><td>1</td><td>0%</td></tr><tr><td>2</td><td>0%</td></tr><tr><td>3</td><td>0%</td></tr><tr><td>4</td><td>25%</td></tr><tr><td>5</td><td>75%</td></tr><tr><td>6</td><td>0%</td></tr></table> | Rating | Percentage | 1 | 0% | 2 | 0% | 3 | 0% | 4 | 25% | 5 | 75% | 6 | 0% | N/A | n=4 av.=4.8 md=5 dev.=0.5 |
| Rating | Percentage | | | | | | | | | | | | | | | | | | |
| 1 | 0% | | | | | | | | | | | | | | | | | | |
| 2 | 0% | | | | | | | | | | | | | | | | | | |
| 3 | 0% | | | | | | | | | | | | | | | | | | |
| 4 | 25% | | | | | | | | | | | | | | | | | | |
| 5 | 75% | | | | | | | | | | | | | | | | | | |
| 6 | 0% | | | | | | | | | | | | | | | | | | |
| 3.4) | Assessments/exams were based on material covered in assignments, readings, lectures, videos, group activities, etc. | strongly disagree | <table><tr><th>Rating</th><th>Percentage</th></tr><tr><td>1</td><td>0%</td></tr><tr><td>2</td><td>0%</td></tr><tr><td>3</td><td>0%</td></tr><tr><td>4</td><td>25%</td></tr><tr><td>5</td><td>75%</td></tr><tr><td>6</td><td>0%</td></tr></table> | Rating | Percentage | 1 | 0% | 2 | 0% | 3 | 0% | 4 | 25% | 5 | 75% | 6 | 0% | N/A | n=4 av.=4.8 md=5 dev.=0.5 |
| Rating | Percentage | | | | | | | | | | | | | | | | | | |
| 1 | 0% | | | | | | | | | | | | | | | | | | |
| 2 | 0% | | | | | | | | | | | | | | | | | | |
| 3 | 0% | | | | | | | | | | | | | | | | | | |
| 4 | 25% | | | | | | | | | | | | | | | | | | |
| 5 | 75% | | | | | | | | | | | | | | | | | | |
| 6 | 0% | | | | | | | | | | | | | | | | | | |
| 3.5) | The instructor made learning relevant to my field of study, career, or degree. | strongly disagree | <table><tr><th>Rating</th><th>Percentage</th></tr><tr><td>1</td><td>0%</td></tr><tr><td>2</td><td>0%</td></tr><tr><td>3</td><td>25%</td></tr><tr><td>4</td><td>25%</td></tr><tr><td>5</td><td>50%</td></tr><tr><td>6</td><td>0%</td></tr></table> | Rating | Percentage | 1 | 0% | 2 | 0% | 3 | 25% | 4 | 25% | 5 | 50% | 6 | 0% | N/A | n=4 av.=4.3 md=4.5 dev.=1 |
| Rating | Percentage | | | | | | | | | | | | | | | | | | |
| 1 | 0% | | | | | | | | | | | | | | | | | | |
| 2 | 0% | | | | | | | | | | | | | | | | | | |
| 3 | 25% | | | | | | | | | | | | | | | | | | |
| 4 | 25% | | | | | | | | | | | | | | | | | | |
| 5 | 50% | | | | | | | | | | | | | | | | | | |
| 6 | 0% | | | | | | | | | | | | | | | | | | |
| 3.6) | The instructor used a variety of instructional methods (examples: group discussions, student presentations, student activities, lab activities, online discussions, video assignments, case studies, etc.) | strongly disagree | <table><tr><th>Rating</th><th>Percentage</th></tr><tr><td>1</td><td>0%</td></tr><tr><td>2</td><td>0%</td></tr><tr><td>3</td><td>0%</td></tr><tr><td>4</td><td>25%</td></tr><tr><td>5</td><td>75%</td></tr><tr><td>6</td><td>0%</td></tr></table> | Rating | Percentage | 1 | 0% | 2 | 0% | 3 | 0% | 4 | 25% | 5 | 75% | 6 | 0% | N/A | n=4 av.=4.8 md=5 dev.=0.5 |
| Rating | Percentage | | | | | | | | | | | | | | | | | | |
| 1 | 0% | | | | | | | | | | | | | | | | | | |
| 2 | 0% | | | | | | | | | | | | | | | | | | |
| 3 | 0% | | | | | | | | | | | | | | | | | | |
| 4 | 25% | | | | | | | | | | | | | | | | | | |
| 5 | 75% | | | | | | | | | | | | | | | | | | |
| 6 | 0% | | | | | | | | | | | | | | | | | | |
| 3.7) | The instructor provided timely feedback on my assignments. | strongly disagree | <table><tr><th>Rating</th><th>Percentage</th></tr><tr><td>1</td><td>0%</td></tr><tr><td>2</td><td>0%</td></tr><tr><td>3</td><td>0%</td></tr><tr><td>4</td><td>25%</td></tr><tr><td>5</td><td>75%</td></tr><tr><td>6</td><td>0%</td></tr></table> | Rating | Percentage | 1 | 0% | 2 | 0% | 3 | 0% | 4 | 25% | 5 | 75% | 6 | 0% | N/A | n=4 av.=4.8 md=5 dev.=0.5 |
| Rating | Percentage | | | | | | | | | | | | | | | | | | |
| 1 | 0% | | | | | | | | | | | | | | | | | | |
| 2 | 0% | | | | | | | | | | | | | | | | | | |
| 3 | 0% | | | | | | | | | | | | | | | | | | |
| 4 | 25% | | | | | | | | | | | | | | | | | | |
| 5 | 75% | | | | | | | | | | | | | | | | | | |
| 6 | 0% | | | | | | | | | | | | | | | | | | |
| 3.8) | The instructor exhibited professional behavior, treated students respectfully, and used appropriate language during class. | strongly disagree | <table><tr><th>Rating</th><th>Percentage</th></tr><tr><td>1</td><td>0%</td></tr><tr><td>2</td><td>0%</td></tr><tr><td>3</td><td>0%</td></tr><tr><td>4</td><td>25%</td></tr><tr><td>5</td><td>75%</td></tr><tr><td>6</td><td>0%</td></tr></table> | Rating | Percentage | 1 | 0% | 2 | 0% | 3 | 0% | 4 | 25% | 5 | 75% | 6 | 0% | N/A | n=4 av.=4.8 md=5 dev.=0 |
| Rating | Percentage | | | | | | | | | | | | | | | | | | |
| 1 | 0% | | | | | | | | | | | | | | | | | | |
| 2 | 0% | | | | | | | | | | | | | | | | | | |
| 3 | 0% | | | | | | | | | | | | | | | | | | |
| 4 | 25% | | | | | | | | | | | | | | | | | | |
| 5 | 75% | | | | | | | | | | | | | | | | | | |
| 6 | 0% | | | | | | | | | | | | | | | | | | |

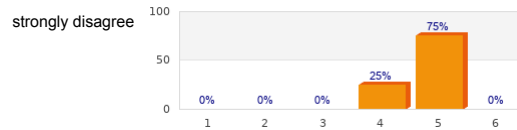
- 3.9) The instructor provided grades within the stated timeframe.



N/A

n=4
av.=4.8
md=5
dev.=0.5

- 3.10) The instructor was accessible to answer questions and explain material outside of class according to office hours.

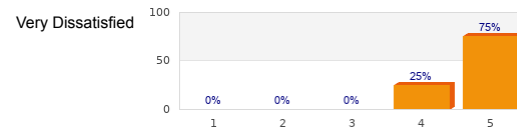


N/A

n=4
av.=4.8
md=5
dev.=0.5

4. Overall Satisfaction With This Course:

- 4.1) Please rate your overall satisfaction with the learning experience in this course.

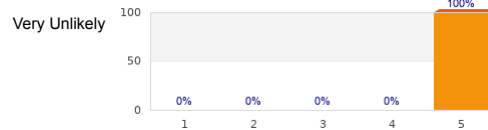


Very Satisfied

n=4
av.=4.8
md=5
dev.=0.5

5. Course Recommendation:

- 5.1) How likely are you to recommend this course with this instructor to a friend?



Very Likely

n=4
av.=5
md=5
dev.=0

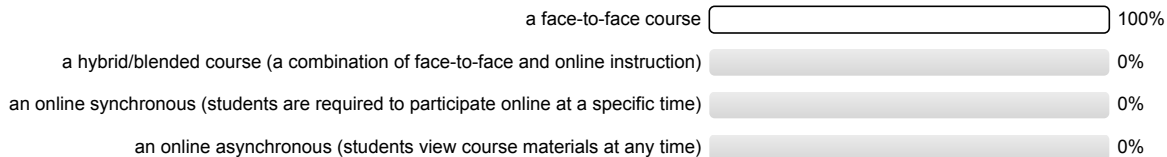
7. Student Demographics:

- 7.1) How many credits have you completed toward your degree or certificate?




n=3

- 7.2) This course is instructed as:




n=3

- 7.3) This term I am currently enrolled in:




n=3

7.4) My current major is:



7.5) I am currently a high school student taking college courses.



Comments Report

6. Open Response:

6.1) What are the strengths of this course?

- Mr. O'Neill is the most professional and caring math teachers I've ever had. I've already recommended him to many of my friends that have to take this course.
- Very clear explanations and teaching. My favorite thing about this class was that despite being an in-person class, Professor O'Neill still posted online video lectures. This made it easy to listen/watch the information again if there was any information I missed during the class.
- i would say going over the lectures in class and going over hw

6.2) What changes would you recommend that would improve this course?

- I have no recommendations at this time.
- nothing (2 Counts)

6.3) Any further, constructive comments?

- I'm not all that smart and somehow I'm still passing this class, amazing teacher!!!
- n/a